


Filter Technology

Intake-Pit Aspiration



Intake-Pit Filter

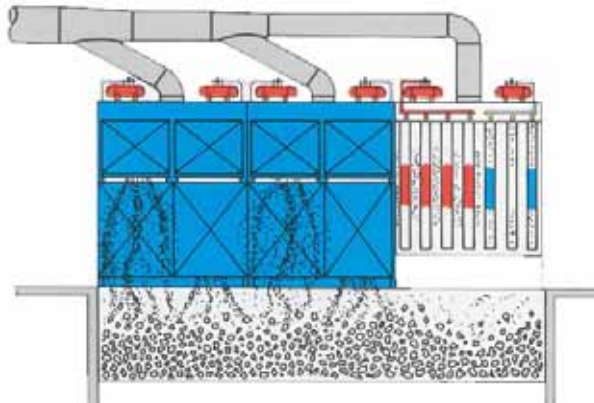
Modular-Built Aspiration Wall

The Simatek intake-pit filter is designed as a flexible modular system, which can be tailored to suit both existing and newly established intake pits.

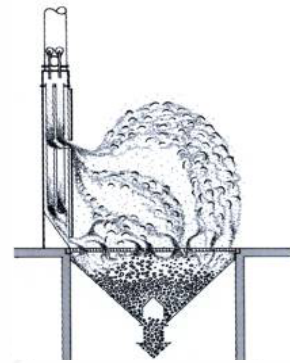
For efficient dust aspiration from intake pits, large air volumes and effective filters are required.

- Adaptable to any size of intake pit
- Low pressure drop
- No rotary valve
- No dust transport
- Simple and inexpensive mounting
- Indoor installation

Flexible Modular System



Modular-built intake-pit filter wall



Double slot intake

Outdoor Aspiration

Thailand, Vegetable Oil Plant
2 x JM 20/25
20,000 Am³/h

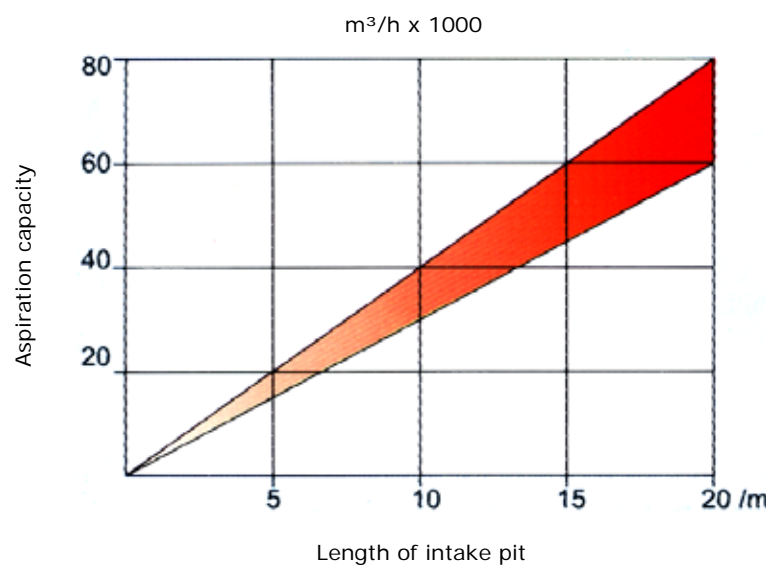


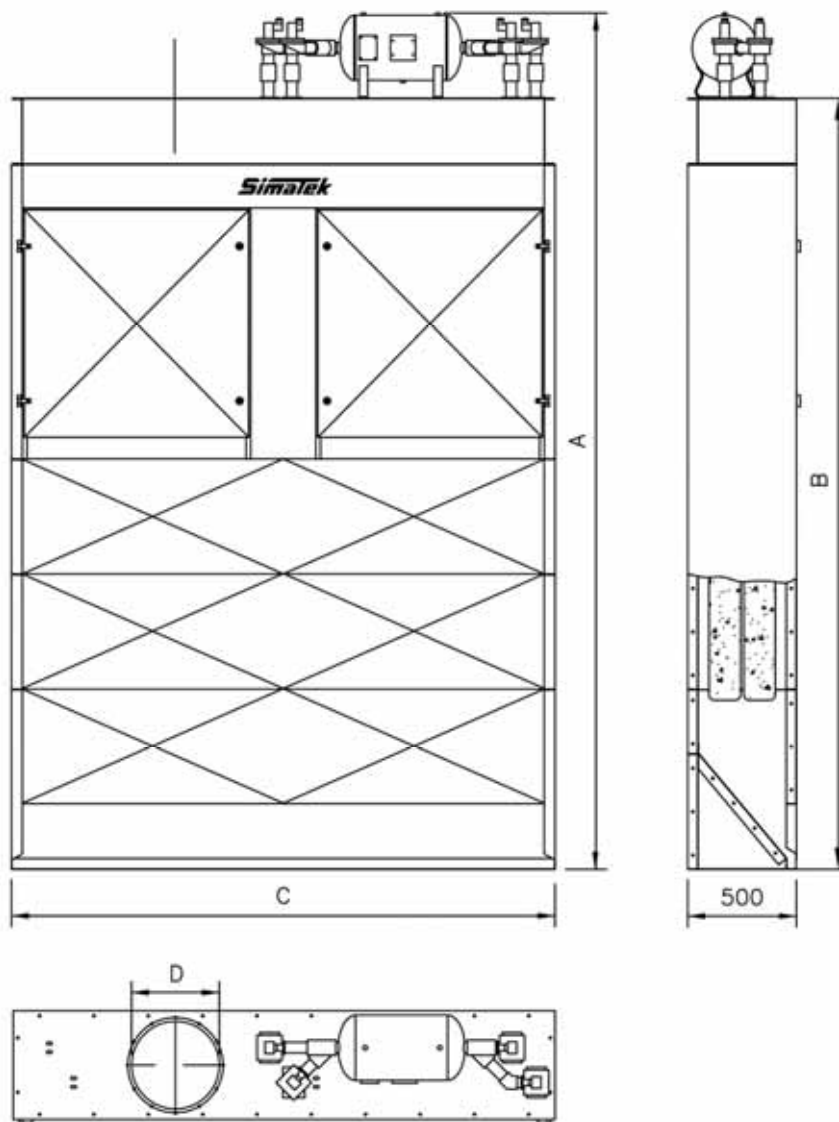
Indoor Aspiration



Germany, Feed Mill
6 x JM 20/25
60,000 Am³/h

Dimensioning of Airflow





Filter area m ²	Bag length, dm				
	15	20	25	30	35
JM 16/-	10,6	14,0	17,6	21,1	24,6
JM 20/-	13,2	17,5	22,0	26,4	30,8
JM 24/-	15,8	21,0	26,4	31,7	37,0

Dimensions, mm				
	A	B	C	D
JM 16/-	Bag length * 100 + 1388	Bag length * 100 + 996	2000	ø315
JM 20/-	Bag length * 100 + 1388	Bag length * 100 + 996	2500	ø400
JM 24/-	Bag length * 100 + 1388	Bag length * 100 + 996	3000	ø400

Simatek After-Sales Services

- Supervision and Commissioning
- Original Simatek Spare Parts
- After-Sales Service and Maintenance

Simatek After-Sales Service:

Tel. No. +45 5884 1596

E-mail: after-sales@simatek.dk

24 hours hot-line: +45 4046 7525